



A profile of Cairo street children: initial results

November 2009



CAPMAS

محافظة القاهرة



CONTENTS

| | |
|--|----|
| 1. INTRODUCTION | 1 |
| 2. NATIONAL CONTEXT | 3 |
| 3. METHODOLOGY..... | 9 |
| 4. CHARACTERISTICS OF STREET CHILDREN IN THE SAMPLE..... | 11 |
| 5. SCHOOLING OF STREET CHILDREN IN THE SAMPLE | 14 |
| 6. LIVING AND WORK CONDITIONS OF CHILDREN IN THE SAMPLE..... | 18 |
| 7. REASONS OF LIVING AWAY FROM THE FAMILY | 23 |
| ^ CONCLUSION..... | 26 |
| REFERENCES..... | 28 |
| APPENDIX | 31 |

PREFACE

Street children are a common sight in many urban centres. They are mainly visible at busy street intersections, in front of supermarkets, mosques, banks and markets. They are usually aged less than 15 years and they are mostly very poor and face severe living conditions. They are mostly involved in trivial work activities like street vending, shoe shining, begging, collecting garbage, carrying goods, and so forth. Often street children carry out activities belonging to the worst forms of child labour, and such activities jeopardize the physical, mental and emotional development of the child. Street children are often marginalized, discriminated against and excluded in the society. Their rights to access education, health, care and development are limited.

The studies on vulnerable and disadvantaged children in thirteen cities in the MENA region conducted by MENA CPI* revealed that street children do not benefit from the educational system since an important percentage of them have never been to school. They are exposed to sexual and physical abuse, often starting within their own family and then continuing on the streets. They are often exploited, and they are also likely to be victims of human trafficking, and a various types of violence. Many street children face health problems, including skin diseases, scabies, wounds; some also have tuberculosis and hepatitis, while most display signs of chronic malnutrition. In coping with the harshness of their lives on the streets, many children turn to drugs or solvents, including common glue and paint thinners.

In Egypt, the number of destitute children living and surviving in the street environment is becoming alarming, especially in Cairo, and has drawn growing attention by the Government, as well as by international and nongovernmental organizations. The increasing attention by policy makers to the issue of street children needs to be supported by reliable information on the profile of the target population so that effective policies can be designed. There is very little data on street children in Egypt, their characteristics and the severity of the problems they face. This study aims to fill this information gap. It makes use of a sample of street children in Cairo in order to provide a general profile of their lives. Focusing on the realities of the street children's world and highlighting why they are on the streets, what they do, why they do it, and the major difficulties they face in their lives.

* **The Middle East and North Africa Child Protection Initiative (CPI)** is a regional program hosted by AUDI and supported by AUDI, the World Bank and other organizations. The CPI aims to enhance awareness among municipal authorities in the MENA region on their vital role to protect and cater for the needs of their children and young people. Special attention is paid to vulnerable and disadvantaged children who are often exposed to various risk factors. CPI seeks to upgrade the capacity of local authorities to enable them respond more effectively to the needs of children and young people. The Child Protection Initiative (CPI) was established in response to a recommendation made at the December 2002 "Children and the City" Amman conference for 'building the capacities of municipal authorities, and establishment of a regional fund to respond rapidly to the risks faced by vulnerable and disadvantaged children in the MENA region'

The study has been developed on the bases of a survey sponsored by the MENA CPI / the Arab Urban Development Institute (AUDI)** and co-funded by the World Bank.

Support of this study was also provided by the Egyptian National Council of Childhood and Motherhood (NCCM). We also appreciate the full support and continuous encouragement of his Excellency Dr. AbdulAzeem Wazeer, the governor of Cairo governorate. Technical assistance and help in sampling design and analysis was provided by Dianne Steel of the World Bank Research Group and the Egyptian Central Agency of Public Mobilization and Statistics (CAPMAS). Data were collected by CAPMAS under the supervision of NCCM. Data analysis and reporting was made by the help of Understanding Children's Work (UCW) and MENA CPI . Logistical help was provided by Iqbal Kaur of the World Bank.

The Cairo survey used capture, recapture method, which permits the estimation of the size of the population studied. This methodology was recently developed by Jensen & Pearson in 2002 and is based on four basic hypotheses: (i) the studied population must be closed, (ii) for all the individuals, the probability of capture people must be different from zero, (iii) the people who have already been interviewed must be identified with precision, (iv) the fact of being captured should not affect at all the probability of being recaptured.

The report is organised as follows: Section 1 briefly reviews the national context, and specifically major socio-economic factors underlying the problem of street children problem in the country; Section 2 briefly presents the methodology adopted to study the profile of street children on the streets of Cairo; Section 3 examines the characteristics of street children; Section 4 then turns to the schooling of these children; Section 5 looks at living and work conditions of street children in the sample and finally Section 6 reviews the reasons why children live away from their families.

The study is part of many attempts aimed at providing factual data based on social and scientific surveys implemented by effective partnership to facilitate data on the phenomenon, and evaluate and track different street children behaviors to provide national study which will effectively contribute in the development of treatment strategies at national level, and benefit at international level.

** **Arab Urban Development Institute (AUDI):** founded in 1980 with permanent headquarters in Riyadh, Kingdom of Saudi Arabia, is a non-profit, non-governmental organization whose primary focus is on various aspects pertaining to urban centres. It is the technical arm of the Arab Town's Organization (ATO) concerned with training, research, consultation, documentation, and similar activities that bolster the objectives of the ATO. The ATO is based in Kuwait and has an active membership of over 400 Arab cities and municipalities representing 22 Arab states. AUDI focuses on the enhancement of the quality of municipal services in Arab towns and cities. This is achieved through professional and technical support for municipalities and municipal officials, and through transfer of knowledge and expertise from leading regional and international institutions and experts. It works very closely with city and municipal authorities in tackling urban issues.

1. INTRODUCTION

1. In Egypt, the number of destitute children living and surviving in the street environment is becoming alarming, especially in Cairo, and has drawn growing attention by the Government, as well as by international and nongovernmental organizations. Street children are a common sight in many urban centers. They are mainly visible at busy street intersections, in front of supermarkets, mosques, banks and markets. Usually aged less than 15 years these children are extremely poor and face severe living conditions. They are mostly involved in work activities like street vending, shoe shining, begging, collecting garbage, carrying goods, and so forth.
2. Often street children carry out activities belonging to the worst forms of child labour, as such activities jeopardize the physical, mental and emotional development of the child. Street children are often marginalized, discriminated against and excluded in the society. Their rights to access education, health, care and development are limited.
3. Street children do not benefit from the education system since an important percentage of them have never been to school. They are exposed to sexual and physical abuse, often starting within their own family and then continuing on the streets. They are often exploited, and they are also likely to be victims of human trafficking, and a various types of violence. Many street children face health problems, including skin diseases, scabies, wounds; some also have tuberculosis and hepatitis, while most display signs of chronic malnutrition. In coping with the harshness of their lives on the streets, many children turn to drugs or solvents, including common glue and paint thinners.
4. The increasing attention by policy makers to the issue of street children needs to be supported by reliable information on the profile of the target population so that effective policies can be designed. There is very little data on street children in Egypt, their characteristics and the severity of the problems they face. This study aims to fill this information gap. It makes use of a sample of street children in Cairo in order to provide a general profile of their lives. Focusing on the realities of the street children's world and highlighting why they are on the streets, what they do, why they do it, and the major difficulties they face in their lives.
5. **This study has been developed on the bases of a survey sponsored by Arab Urban Development Institute (AUDI). However, a report that assesses the quality of the survey (such as the validity of assumptions underlying capture and recapture methodology), the problems encountered and how they were dealt with is not yet available. At the time of preparing this report, the labels of the data set were only partially translated in English, so some important information (such as region of origin) can not be presented here. Finally, data used for this study did not contain weights. As a consequence, the information presented here**

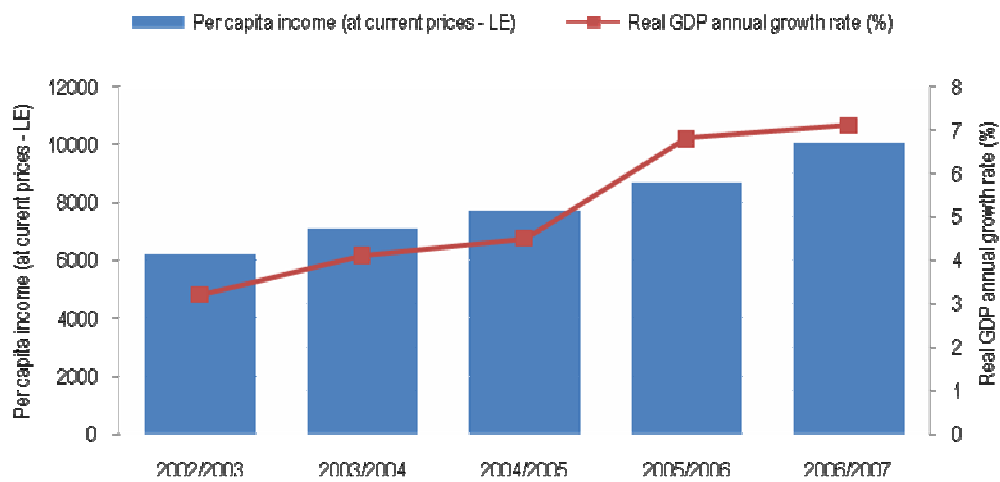
should not be considered as representative of the whole street children population in Cairo. All figures presented are percentages of the unweighted sample.

6. The remainder of the report is organised as follows. Section 2 briefly reviews the national context, and specifically major socio-economic factors underlying the problem of street children problem in the country. Section 3 briefly presents the methodology adopted to study the profile of street children on the streets of Cairo. Section 4 examines the characteristics of street children. Section 5 then turns to the schooling of these children. Section 6 looks at living and work conditions of street children in the sample. Finally, Section 7 reviews the reasons why children live away from their families.

2. NATIONAL CONTEXT

7. The current decade has been one of strong macro-economic performance in Egypt, with an average GDP growth of almost six percent between 2004 and 2007, and a concomitant rise in per capita incomes (Figure 1). This economic growth is broad based, with non-oil manufacturing and wholesale trade contributing to about half the overall total, and with construction, communications, and tourism among the fastest growing sectors.

Figure 1. Per capita income and Real GDP annual growth rate, 2002/2003 – 2006/2007

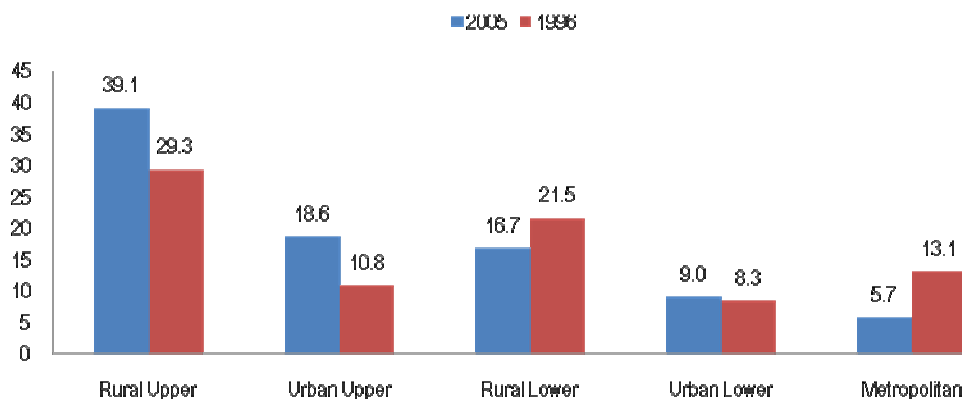


Source: Ministry of State for Economic Development.

8. Reducing income poverty remains a major challenge in Egypt, although here too trends are positive. Poverty reduction is one of the major focuses of Egypt's development strategy. In 2007, Egypt adopted the Sixth Five-Year Socioeconomic Plan (2007-2012) – a comprehensive medium term framework of strategies, policies and programs to reduce poverty by promoting sustained and equitable growth and by focusing on the education, health and social welfare sectors. This new strategy mainly aims at empowering marginalised groups, improving social benefits and the quality and accessibility of services.
9. Based on the national poverty line, one out of each five Egyptians (19.6 percent) had consumption expenditure below the poverty line and could not meet basic food and non-food needs in 2005 compared to 24.3 percent in 1990. During the period 1990-2005, the poverty rate declined at an average annual rate of 1 percent. The progress in economic and social indicators is also mirrored in country's Human Development Index (HDI). Egypt's HDI ranking increased by almost 50 per cent, moving it from the low to medium development group (120 out of 177 countries).

10. Poverty figures show considerable geographic variation (Figure 2). The percentage of population under the poverty line is highest in Upper Egypt and is lowest in metropolitan areas. Over the period 1996-2005, poverty declined in metropolitans and rural Lower Egypt by 7 and 5 percentage points respectively. On the other hand, poverty remained unchanged in urban Lower Egypt and increased in Upper Egypt (by 8 and 10 percentage points in urban and rural areas respectively).

Figure 2. Percentage of population under poverty line by region, 1996 and 2005



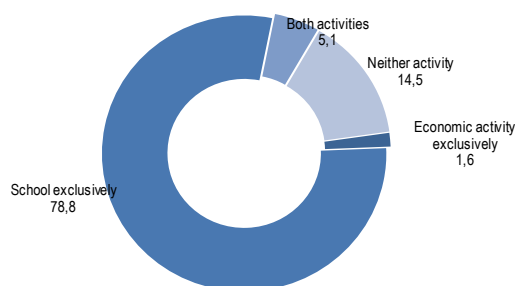
Source: World Bank 2007, Egypt Poverty Assessment Update

11. With a population of 79 million, Egypt is the most populous country in North Africa. With populations of almost 12 million and 4 million, Egypt's two largest cities, Cairo and Alexandria; account for 50 percent of Egypt's urban population and 21 percent of total population. Cairo is adding approximately 202 000 residents per year as compared to 85 000 in Alexandria. Greater Cairo is the biggest region of the North Africa with an estimated population of 16 million (United Nations Human Settlements Programme, 2008).
12. Small communities spread throughout the desert regions of Egypt are clustered around oases and historic trade and transportation routes. Egypt has tried to encourage migration to newly irrigated land reclaimed from the desert. However, the proportion of the population living in rural areas has continued to decrease as people move to the cities in search of employment and a higher standard of living (US Department of State, 2008).
13. School enrolment has grown rapidly in recent years in Egypt. In 2005, 91 percent of children 6-15 years (92 percent of males and 90 percent of females) were attending school (public and private), and that around 96 percent of children 8-10 years (98 percent of males and 95 percent of females) were in school. The ratio of females to males in primary

education at the national level increased from 88 in 2000/01 to 93 in 2006/07. These improvements reflect the growing access of girls to education at the national and at the governorate levels. Cairo, Dakahlia, Menoufia, Fayoum, Luxor, Red Sea, and South Sinai governorates have succeeded in eliminating gender disparity in this primary stage. Another five governorates (Kalyoubia, Kafr El Sheikh, Giza, Beni Suef, and Aswan) have already achieved more than a 98 ratio of girls to boys' enrolment at the same stage (Ministry of Economic Development, 2008).

14. Egypt has made a number of commitments against child labour (see Box 1). However, children's employment is not uncommon in Egypt (Figure 3). An estimated seven percent of children aged 5-14 years were in employment in the 2005 reference year. The disaggregation of the child population into four non-overlapping activity groups – children only in employment, children only attending school, children combining school and employment and children doing neither – indicates that five percent of all 5-14 year-olds children work and attend school at the same time, while only two percent work in employment without going to school. A further 79 percent of all children aged 5-14 attend school exclusively, while the remaining 15 percent of 5-14 year-olds is "inactive", i.e., not involved in employment or in schooling. A large proportion of working children are found in the agricultural sector, where children are hired each year for the cotton harvest. Children are also found working on construction sites and in light industry. Child work is present in a number of hazardous sectors, including leather tanning, pottery making, glassworks, blacksmithing, working metal and copper, battery repair and carpentry, mining and quarrying, carpet weaving, auto repair, and textile and plastics manufacturing.

Figure 3. Distribution of children by activity category, 5-14 years



Source: UCW calculations based on *Egyptian Demographic and Health Survey, 2005*.

15. Significant progress has been made towards achieving the Millennium Development Goals (0). There is good probability that Goals 1, 4, 5 and 6 (poverty and hunger, child mortality, maternal health, malaria and other diseases) will be met by 2015. Data are insufficient to measure progress on Goal 6 (HIV/AIDS). There is potential to meet Goals 2, 3, 7 and 8 (universal primary education, gender equality and empower women, environmental sustainability, a global partnership for development).

Box 1. Child Labour Laws, Enforcement, and Current Government Policies and Programs to Eliminate the Worst Forms of Child Labour

The law prohibits the employment of children under 14 years. The law also prohibits juveniles 14 to 17 from working more than 6 hours per day; requires at least a 1 hour break; and prohibits juveniles from working overtime, on holidays, more than 4 consecutive hours, or between 7 p.m. and 7 a.m. However, these provisions do not apply to children working in the agricultural sector, small family enterprises, and domestic service. The law also allows the employment of children 12 to 14 years in seasonal jobs that do not harm their health or affect their schooling, and children 12 to 18 may participate in certain types of apprenticeship training. Children under 16 are prohibited from working in 44 hazardous industries, including agricultural activities involving the use of pesticides.

Egyptian law does not specifically prohibit trafficking in persons; however, prohibitions exist against forced labour, rape, prostitution; traffickers may be prosecuted for the abduction of children. The law prohibits forced labour and makes it illegal for a person to entice or assist a male under 21 or a female of any age to depart the country to work in prostitution or other "immoral" activities. The law also prohibits the incitement of any person under 21 to commit any act of prostitution or "immorality," including the use of children in the production, promotion or distribution of pornography. Violations of these laws are punishable with imprisonment for 1 to 7 years. The minimum age for compulsory recruitment into the armed forces is 18 years. Children may enter the armed forces at 16 but may not engage in combat operations.

The Child Labour Unit within the Ministry of Manpower and Migration (MOMM) coordinates investigations into reports of child labour violations and ensures enforcement of the laws pertaining to child labour. A separate unit within the MOMM is responsible for child labour inspections in the agricultural sector. The U.S. Department of State reports that enforcement in state-owned businesses is adequate, although enforcement in the private and informal sectors is lacking. There is a shortage of labour inspectors trained to identify in cases involving child labour and intervene in such cases.

The Government's National Council for Childhood and Motherhood (NCCM) continues to implement activities to combat the worst forms of child labour, among other goals. The NCCM is collaborating with the MOMM, the Egyptian Trade Union Federation (ETUF), ILO, UNICEF, and the Ministries of Social Affairs, Agriculture, Education, Health, and Interior to implement action programs to reduce child labour. While the action programs began with technical support from ILO-IPEC, the NCCM, the ETUF, UNICEF, and the AFL-CIO Solidarity Center, the MOMM now operates the projects independently. With support from the EU and other donors, the NCCM is implementing a large-scale project addressing children's issues, with a focus on priority areas including child labour, street children, girls' education, and prevention of harmful practices against girls. The NCCM is also implementing projects in the governorates of Sharkia, Menofia, Minya, and Damietta to shift working children into non-hazardous activities and gradually eliminate all forms of child labour. The Government of Egypt is supporting the USDOL-funded UNWFP project to combat exploitive child labour through education. The project aims to withdraw 4,300 children and prevent 6,000 children from exploitive labour.

The NCCM and MOMM are also collaborating with other line ministries and NGOs to increase awareness of child labour and strengthen enforcement of existing laws. The NCCM and the Ministry of Interior are training police officers to raise awareness of child rights and best practices for dealing with at-risk children and youth. The NCCM and MOMM are also working with the Ministry of Information on awareness-raising campaigns in all 26 governorates to highlight the negative impact of child labour on children, their families and their employers and to educate them about relevant legislation and enforcement issues. The MOMM is collaborating with the Ministry of Education to identify governorates with high dropout rates and has increased child labour inspection in those areas. The MOMM and the Ministry of Agriculture are cooperating to prevent underage children from working in the cotton sector and to provide children working legally with the necessary protection while they engage in agricultural activities.

Since 2003, the NCCM and UNICEF have also been implementing the National Strategy for the Protection and Rehabilitation of Street Children (also launched under the auspices of the Egyptian first lady), which aims to rehabilitate and reintegrate street children into society.

Source: USDOL, www.dol.gov/ilab/media/reports/tda/tda2006/egypt.pdf

Table 1. Egypt and the Millennium Development Goals

| Goal 1 : Reduce Poverty and Hunger | |
|---|---|
| <i>Target 1: Halve, between 1990 and 2015, the proportion of people whose income is below the national poverty line</i> | Based on the national poverty line, one out of each five Egyptians (19.6 percent) has consumption expenditure below the poverty line and cannot obtain basic food and non-food needs compared to 24.3 percent in 1990. During the period 1990-2005, the poverty rate declined at an average annual rate of 1 percent. Clearly, Egypt needs a faster decline in the percentage of population under the national poverty level to meet the target of halving the proportion of the poor under the poverty line. |
| <i>Target 2: Halve, between 1990 and 2015, the proportion of people who suffer from hunger</i> | The proportion of children under five years of age who are underweight declined from 9.9 percent in 1992 to 6.2 percent in 2005. The long-term decline over the period 1992-2005 of 37 percent suggests that Egypt will meet the 2015 MDG goal. |
| <i>Target 3: Develop and implement strategies for decent and productive work for youth</i> | Unemployment among the younger population is substantially high. Among the age group 15 to less than 25 years, 23 percent of males and 61 percent of females are unemployed compared to 2 percent of males and 10 percent of females in the age group 25-64 years |
| Goal 2: Achieve primary education for all girls and boys by 2015 | |
| <i>Target 4: Provide primary education to all girls and boys by 2015</i> | Primary-school enrolment among boys and girls is 94 and 91 per cent respectively. Net school attendance rates are lower by around 10 per cent for both genders. |
| Goal 3: Promote Gender Equality and Empower Women | |
| <i>Target 5: Eliminate gender disparity in primary and secondary education by 2005 and to all levels of education no later than 2015</i> | The gender gap in secondary education can be considered closed with female/male enrolment ratio at 99.3 (2002/3). This is not however likely to happen in primary and preparatory education by 2015 according to the most recent MDG report. Egypt still has a long way to go in increasing women's paid employment. |
| Goal 4: Reduce Child Mortality | |
| <i>Target 6: Reduce by two-thirds, between 1990 and 2015, the under-five mortality rate</i> | The under-five mortality rate (U5MR) halved over the last decade, to 36 per 1,000 live births. Improved access to medical care during pregnancy and childbirth contributed to improving child survival. If these trends continue, Egypt will achieve the Millennium Development Goal of reducing U5MR by two thirds during the period 1990-2015 at national level. |
| Goal 5: Improve Maternal Health | |
| <i>Target 7: Access for all individuals of appropriate age to required reproductive health services and reduce by three-quarters, between 1990 and 2015, the maternal mortality ratio</i> | The reduction of maternal mortality ratio to 84 per 100,000 live births in 2000 down from 174 per thousand live births in the early 90s is a tremendous achievement. Recent studies indicate further improvement in the maternal mortality ratio since 2000 (68 per 100,000 live births in 2003). It is indicative that the goal of reducing maternal mortality by three quarters within 25 years can be achieved by 2015 |
| Goal 6: Combat STIs/HIV/AIDS | |
| <i>Target 8: Have halted by 2015 the spread of HIV/AIDS</i> | The reported number of HIV/AIDS is low, at 2,115 cases, and the estimated average number of HIV-infected people is 5,300. However, a recent study completed by FHI and the Ministry of Health demonstrates concentrated epidemic within vulnerable populations and documented high-risk behaviors among them. |
| <i>Target 9: Have begun to reverse the spread of tuberculosis by 2015s</i> | WHO statistics show that the prevalence of tuberculosis was nearly constant in the 1990s. However, a steady decline was reported starting in the new millennium and was estimated to be 32 per 100,000 by 2007. |
| Goal 7: Ensure Environmental Sustainability | |
| <i>Target 10: Halve, by 2015, the proportion of people without sustainable access to safe drinking water</i> | Approximately all the urban population and 93 percent of the rural population of Egypt rely on an improved drinking water source. However, recent figures from the 2006 Population Census reveal a decrease in coverage. Though the access level still meets the 2015 target, the challenge facing the government is to sustain it. |
| <i>Target 11: By 2020, to have achieved a significant improvement in the lives of slum dwellers</i> | Slum areas have not only increased (from 1174 to 1210 between 2004 and 2006) but also the share of urban population living in slums, which has increased by 3.5 percent from 2004 to 2006. If this trend persists it will limit Egypt's ability to contribute to the MDG target of achieving a significant improvement in the lives of at least 100 million slum dwellers by year 2020. |

Sources: Egyptian Ministry of Economic Development (2008), Achieving the Millennium Development Goals, a midpoint assessment. UNICEF (2009), The situation of Children and women in Egypt.

3. METHODOLOGY

16. Statistically speaking, street children (see Box 2) are a « rare » and « difficult to access » population. « Rare » because they represent a very small proportion of the overall child population, and « difficult to access » because they tend to be elusive and to hide when they are not working. Several sampling methods have been devised by statisticians to study this type of population. A specific procedure called capture-recapture that makes it possible to generate data on the profiles of such population is used in this study.

Box 2. Street children: Who are they?

Street children can be classified as a group of children in especially difficult circumstances. The circumstances of the work and the risks involved in many cases make these activities worst forms of child labour.

They are broadly two groups of street children. Some street children are 'on the street,' which means that they still see their families regularly and may even return every night to sleep in their family homes. Children 'of the streets,' on the other hand, have no home but the streets. Even if they occasionally spend time in institutions for children or youths, they consider the streets to be their home.

In this report, "street children" is a term used to describe both children who work in the streets and markets of cities selling or begging, and live with their families and homeless street children who work, live and sleep in the streets, often lacking any contact with their families. At highest risk is the latter group

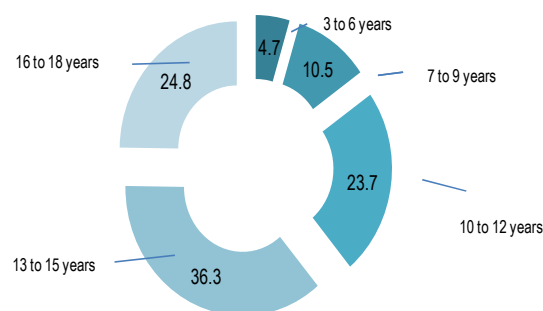
17. This methodology makes it possible to study populations for which a comprehensive census is impossible (Jensen and Pearson, 2002). Sampling through capture and recapture is based on a double sampling. It requires producing two separate lists (one for the capture and one for the recapture), each representing a sample of the target population. The number of individuals on each of the lists is then computed, as well as the number of individuals who are on both lists. Analyses on the target population are then conducted on the basis of these three figures.
18. The capture-recapture methodology, which has been used for a long time, was introduced by ecologists as a way to study the profile of wild animals in a given area. It has since been applied to various scientific fields. In demography, it has served to compensate for under-representation in censuses, or to estimate birth and mortality rates in developing countries. More recently, it has been used to study human populations difficult to count: street children, begging children, homeless people, drug and alcohol users, sex workers, homosexuals or HIV/AIDS affected people (Gurgel et al. 2004, Fisher et al. 1994, Gemmel et al. 2004, Corrao et al. 2000, Benillion et al. 2000, Brunovskis et Tyldum 2004, Aaron et al. 2003, Hatløy et Huser 2005, Morrison and Stone 2000, UCW 2007).

19. In the case of this study in Cairo, the first “capture” took place on 6th May 2009 in all the areas known for the presence of street children. Both the selection of the focus areas and the census of the street children were carried out with the help of key-informants. For the second capture (Capture II which took place on 11th May 2009), the sampling method was the same. Children included in both Capture I and Capture II were considered “recaptured”. Both in Capture I and Capture II several questions were posed to child beggars to gather data on their characteristics and their life conditions. This information was helpful in gaining a better understanding of the phenomenon of street children (the questionnaires used are available on request).
20. The validity of the capture-recapture estimates is based on four basic assumptions (Jensen and Pearson, 2002): (i) the population studied must be closed, meaning that it is not affected by births, deaths or migrations during the sampling process; (ii) each individual’s probability to be captured is different from zero; (iii) individuals already surveyed must be clearly identified; (iv) having been captured does not have any incidence on the probability of being recaptured.
21. In the case of street children in the Cairo area, the validity of the assumption concerning the closeness of the population can be argued. Street children cannot be considered as a close population as they are eminently mobile. The Capture I and Capture II phases were carried out in a short time, so that the number of children who could have left or arrived (or died) is negligible. In addition, researchers must make sure that for each street child the possibility of being captured is different from zero. During Capture I and Capture II all places where street children can be found were visited. However, other children who are not on the streets during the day or are more difficult to locate could be by-passed. Moreover, one of the main assumptions posits that researchers have to be able to clearly identify the children who have already been interviewed. This assumption was verified simply by asking children whether they had already been asked questions one or two days before.
22. **The report prepared by the National Council of Childhood and Motherhood (NCCM) on the survey implementation can be found in the Appendix.**

4. CHARACTERISTICS OF STREET CHILDREN IN THE SAMPLE

23. This section describes the characteristics of Cairo’s street children. For the purposes of this report, “street children” is a term used to describe both children who work in the streets and markets of cities selling or begging, and live with their families and homeless street children who work, live and sleep in the streets, often lacking any contact with their families. **It is worth underscoring that the percentages given in this section, and in other tables of this report, are percentages of the sample, and are not estimates for the whole population of children on the streets of Cairo.**
24. Figure 4 shows the age distribution of street children in the sample. The average age of survey respondents is around 13 years, and the youngest child interviewed is just three years old. The majority of street children belong to the 10 to 18 age group, and the highest incidence is observed for adolescent children aged 13 to 15. The percentage of very young street children is far from being negligible. About 15 percent of the respondents are under 9 years of age. Street life begins from early childhood. Very young street children constitute a particular concern, as they are most vulnerable to abuses, and most at risk of ill health and injury.

Figure 4. Distribution of children in the sample, by age group (%)



25. The vast majority of street children (85 percent) are boys (Table 2). This gender difference is not uncommon in street children populations as girls are normally involved in activities which keep them at a distance from streets. Girls are employed off the streets, for instance, in factories or as domestic workers in private houses. Whereas, boys are typically more likely to be involved in activities which put them visible on the streets, for example, food

vending set-up, washing cars, shoe-shining, peddling goods such as paper tissue boxes to drivers at traffic lights, etc. (Shukla, 2005).

Table 2. **Street children in the sample, by sex**

| sex | Percent |
|--------|---------|
| Male | 85.3 |
| Female | 14.7 |
| Total | 100 |

26. However, as Table 3 shows girls tend to be present in streets at a younger age than boys. This obviously further increases their vulnerability to sexual exploitation and to both physical and sexual abuse (Saber, 2003). They are faced with extremely harsh conditions including sexual abuse by adults, unwanted pregnancy and early motherhood – sometimes as young as 12 (see Box 3). These girls are likely to join the rank of child prostitutes or street mothers and continue the vicious circle of street life and are highly at risk of being infected with HIV/AIDS, which they often pass on to their children.

Table 3. **Age group and sex of street children in the sample**

| Age group | Male | Female | Total |
|-----------|------|--------|-------|
| 3-6 | 2.8 | 15.6 | 4.7 |
| 7-9 | 9.2 | 17.7 | 10.5 |
| 10-12 | 23.2 | 27.0 | 23.7 |
| 13-15 | 38.9 | 21.3 | 36.3 |
| 16-18 | 25.9 | 18.5 | 24.8 |
| Total | 100 | 100 | 100 |

Note: The sample cover children in the age group 3-18 years

Box 3. A Cairo street girl recounts her traumatic experiences

One month ago Nevine (not her real name) found a new place to sleep, a little public park off Qasr Al Aini street – a major thoroughfare in downtown Cairo.

Nevine is 18, and she has lived on Cairo's streets for 4 years.

"Street children can do anything in the world. They are prey to anything and they know things children should not," she says in a dry voice by way of introduction.

"I grew up in Aswan. My father fell in love with a drugs dealer, left my mother and went to Ismailia," – a small town on the Suez Canal and several days travel from Aswan. *"I needed him and went there alone to find him."*

My mother died and my father sent me back to Aswan to my uncles. They were very angry because I had travelled lone. They shaved off all my hair, beat me and burnt me as punishment."

But I was never taken to the police station. The first time I went there was when my daughter died."

"There were some boys in a car, they held a knife to my neck, dragged me in and made me swallow pills. I fell asleep and when I woke I found myself in some wasteland. I don't remember what happened but a few weeks later my stomach hurt and a doctor told me I was pregnant." [...]

Mother and child lived together on the street for 6 months. [...]

One night a gang found them, and beat Nevine savagely. She runs a forefinger down another thick white scar on her left temple. Then they took her baby and suffocated it on the ground beside her.

"I still don't understand why they would do that," she says recalling the horrific incident.

Nevine would like to return home to Aswan, but she fears her uncle will kill her. She dreams of having a small room and a decent job. To begin her life.

"But I am made to feel I am different in every way. The way people look at me makes me feel I am not human. That I am torn and they are neat."

Source: UNICEF Egypt, http://www.unicef.org/egypt/reallives_1317.html

5. SCHOOLING OF STREET CHILDREN IN THE SAMPLE

27. Physical and psychosocial consequences of harsh living conditions on the streets – stunted growth, injury, disease including HIV/AIDS, insecurity, anti-social behaviour, low self-esteem, attention deficiency – all invariably have a negative impact on children’s school attendance and their ability to learn.
28. The inability of entering adulthood without a level of human capital is one of the main lifelong damages that street children suffer. If left unsatisfied, the need of (re) building the human capital of current and former street children, will give raise to large number of vulnerable households at risk of perpetuating the vicious circle of low education level and street children problem. This section presents the main results from the survey in terms of schooling of children on the street in Cairo.
29. Results of the survey show that most street children in the sample are deprived of basic education. Only 27 percent of street children are attending school, 43 percent of children in the sample have dropped out from school, and finally, 28 percent of survey respondents have never been at school. Table 4 also shows the distribution of survey respondents by education according to sex. The percentage of female street children who never attended school (44 percent) is almost twice that of their male counterparts (25 percent). Male street children are much more likely to have dropped out from school (47 percent) compared to female street children (21 percent). These gender differences also reflect the much younger age at which girls begin spending their time in the streets. On the other hand, the distribution of school attendance by sex does not show any evident gender bias.

Table 4. **School attendance of street children in the sample, by sex**

| Schooling status | Male | Female | Total |
|------------------|------|--------|-------|
| Never attended | 25.2 | 43.6 | 27.9 |
| Attending school | 26.8 | 27.3 | 26.9 |
| Left school | 46.6 | 20.7 | 42.8 |
| Below school age | 1.3 | 8.5 | 2.4 |
| Total | 100 | 100 | 100 |

30. Of those street children in the sample who have benefited from some education, 69 percent of children report to have completed elementary education, 26 percent intermediate education, and only five percent secondary

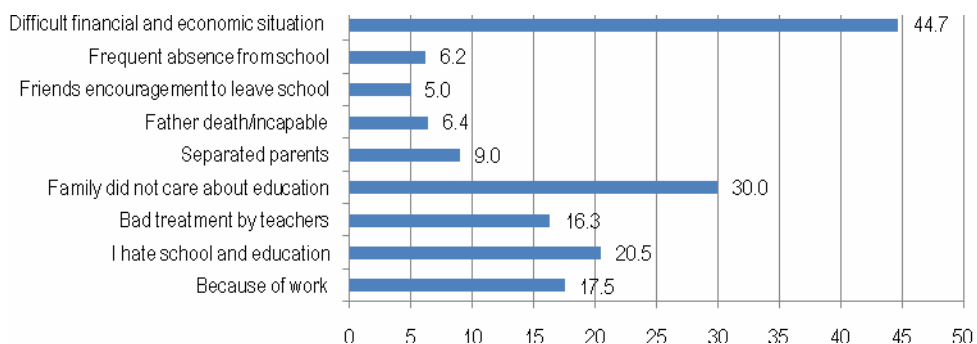
education. The majority of street children who dropped out of school (75 percent) had completed only elementary education, while only 2 percent completed secondary education (Table 5). These findings underscore the importance of “second chance” educational and social rehabilitation opportunities for children harmed by their life on the streets (see Box 4 for an example of education programme for street children in Cairo).

Table 5. Completed level of education of street children in the sample

| Education level | Attending school | Left school | Total |
|-----------------|------------------|-------------|-------|
| Elementary | 59.2 | 74.7 | 68.7 |
| Intermediate | 30.6 | 23.2 | 26.1 |
| Secondary | 10.2 | 2.1 | 5.3 |
| Total | 100 | 100 | 100 |

31. Children out of school are asked to indicate the main reason for not attending school. As shown in Figure 5, 45 percent indicate poor economic conditions at their home, 30 percent report that their parents are not willing to send them to school, and 21 percent express their lack of interest in education. A non-negligible percentage of street children in the sample cite the effects of involvement in work (18 percent) and bad treatment by teachers (16 percent) as a cause of their dropping out of school. Street children’s school non-attendance appears to be also linked to family problems, such as broken families (nine percent of the sample) and death/illness of parents (six percent of the sample).

Figure 5. Reasons why street children in the sample do not attend school



Note: Total may exceed 100 because multiple responses are allowed

Box 4. Education for street children in Egypt: The role for Hope Village Society

Hope Village Society (HVS) was established in 1988 as a NGO that cares for orphans and foundlings. HVS identifies street children as those children who have considered the street as a shelter and a substitute for living with their families in order to meet their basic needs for food and survival, and who were driven to the street as a result of major family problems.

HVS began tackling the problem of street children in 1990, by establishing a drop-in center in the area of Shoubra, a heavily populated area in the heart of Cairo, and a temporary shelter for street children in the area of Hadayek El- Koba, with a maximum capacity of 20 children. Then, with the help of various funding agencies, as well as various local funds, HVS began extending its programs and activities to deal with the phenomenon of street children.

The education offered by HVS could be defined in three categories: (a) literacy classes, (b) training program, and (c) religious, social, cultural and recreational activities.

Literacy classes that are connected to the Mokattam center for temporary residence were established in 1995. It was noticed that there were big numbers of school dropouts mainly resulting from the 1992 earthquake. Families became unable to satisfy their children's needs and this led them to fly away to the street, to spend most of their time there, where they were exposed to different hazards. The services provided in the classes include all the scholastic subjects and the children are given two meals. A women's class was added in 1996 to help eliminate illiteracy among women and girls.

In addition, a training program on a number of handicrafts is provided with the aim to help children join vocational programs at workshops and factories in the surrounding areas. This is also intended as a way to bring together these children with the surrounding community and help them to acquire a group of skills that will prepare them for future careers. The handicrafts taught include carpet weaving and hand-made silk decorative carpets, Khan El-Khalily crafts of mother of pearl works, and decorative candle-making. The trainees should not be under the age of fourteen.

As to social, cultural and recreational activities, HVS provides stable and warm family-like home care for the children, without overprotecting them, as they have to be prepared for independence later on. They are taught good values and proper behavior built on cooperation and self-reliance. The vital role culture plays in creating a civilized community is not absent and HVS offers great encouragement to children who have artistic talents to participate in cultural and artistic events. A magazine edited by the children is issued monthly allowing the children to express their ideas. Recreational activities are varied for maintaining vitality and activity renewal. The children are provided with different programs such as monthly trips, fun parties, and summer camping. HVS also cares for the bodily fitness of the children to enhance their health through varied sport games like football and handball

Source: *Al-Dien*, 2009

32. 32 percent of children who are actually not in the education system declare that they would like to attend school, while 64 percent do not express any interest in attending school (Table 6). The positive answer to this question is more common among female street children (39 percent) than male street children (31 percent).

"My father would beat me every day after he returned from work, even though I was doing everything around the house," says Adel. "He always came home in a bad mood and would hit me with anything that came to hand. In the end, I couldn't take it anymore."

"But the life he found on the streets was no better, Adel admits. Now after four years of a rootless, vulnerable existence, he longs to return home. "When I see other children on their way to school, I wish I could be like them. Here on the streets, I have no future," Adel adds with a helpless shrug

Source: UNICEF, Egypt

Table 6. **Street children in the sample not attending school: would you like to attend school?**

| | Male | Female | Total |
|----------|------|--------|-------|
| Yes | 31.1 | 38.9 | 32.2 |
| No | 64.8 | 58.1 | 63.8 |
| Not sure | 3.6 | 1.8 | 3.3 |
| Other | 0.6 | 1.2 | 0.7 |
| Total | 100 | 100 | 100 |

6. LIVING AND WORK CONDITIONS OF CHILDREN IN THE SAMPLE

33. Once on the streets, children are vulnerable and ‘at risk’ to all forms of abuse, exploitation and discrimination. This further endangers their life, physical health and psychological well-being. However, they risk of being criminalized for petty theft, involvement in commercial sex, and of being detained by law enforcement agencies.
34. Table 7 indicates that street children in the sample can be broadly divided into two categories. The first and largest category (63 percent) consists of those children who spend the majority of their time on the streets, but maintain family relations and return home at night. Not surprisingly, a higher percentage of girls (86 percent) than boys (60 percent) sleep at home. A smaller but non-negligible category (almost one child over three) consists of those children who band together for warmth and protection while sleeping on the pavement. Such children are either truly abandoned or have chosen to leave home and live on the streets. These children consider a railway platform, an abandoned house, a garage, an incomplete building, pavement or other such place as their home. They are likely to keep very little contact with their parents. However, the sample of street children includes also a “grey” area of children who sometimes sleep at home and sometimes on the streets. Indeed, nine percent of male street children report sleeping sometimes at home, while only three percent of female street children report doing so.

Table 7. Street children in the sample spending the night with their family

| | | Male | Female | Total |
|--|-----------|------|--------|-------|
| Children spending nights with their family | Yes | 59.2 | 85.9 | 63.2 |
| | No | 31.5 | 11.4 | 28.5 |
| | Sometimes | 9.3 | 2.7 | 8.3 |
| | Total | 100 | 100 | 100 |

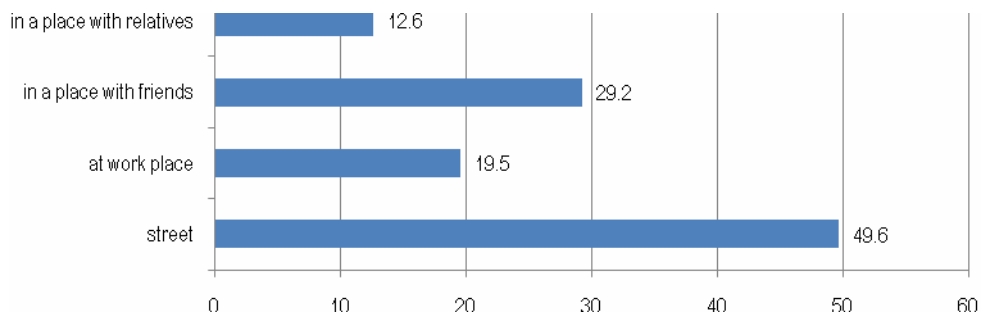
35. The percentage of children not spending nights with their families increases with the age of the child (see Table 8). Street children in the age group 16-18 are much more likely to sleep away from their families (44 percent) than their younger counterparts. However, the percentage of children in lower age groups who do not sleep at home is far from being negligible. 12 percent of children in the age group of 7 to 9 years of age and 22 percent of children in the age group of 10 to 12 years of age do not spend nights with their families.

Table 8. Street children in the sample spending the nights with their family, by age group

| | | Age group | | | | | Total |
|--|-----------|-----------|------|-------|-------|-------|-------|
| | | 3-6 | 7-9 | 10-12 | 13-15 | 16-18 | |
| Children spending nights with their family | Yes | 90.0 | 82.6 | 70.7 | 60.0 | 47.5 | 63.2 |
| | No | 7.3 | 12.0 | 21.7 | 29.5 | 44.4 | 28.5 |
| | Sometimes | 2.7 | 5.4 | 7.6 | 10.5 | 8.2 | 8.3 |
| Total | | 100 | 100 | 100 | 100 | 100 | 100 |

36. Figure 6 indicates that children who do not spend the night with their families are most likely to sleep alone on the streets (50 percent) or to sleep in some places with friends (29 percent). A smaller percentage of street children in the sample spend nights at the workplace (20 percent) or in other places together with relatives (13 percent).

Figure 6. Street children in the sample who do not spend nights with their family, by place where they use to sleep



Note: Total may exceed 100 because multiple responses are allowed

37. The distribution of children by the length of time spent on the streets (Table 9) shows that 68 percent of children interviewed in the survey have been on the streets for at least one year, 18 percent for one month and about 10 percent for one week. There is little variation by sex in the duration of permanence in the street. The high percentage of street children who have been on the streets for a long period is an important policy concern. The longer time children spend on the streets, the harder it is then to (re)integrate them into the education system or to return to parents or relatives.

Table 9. **Street children in the sample, by length of time in the street**

| | Male | Female | Total |
|-----------------|------|--------|-------|
| one week | 9.7 | 8.8 | 9.6 |
| one month | 17.4 | 20.2 | 17.8 |
| one year | 68.8 | 65.9 | 68.4 |
| do not remember | 4.1 | 5.2 | 4.3 |
| Total | 100 | 100 | 100 |

38. Table 10 indicates that 39 percent of children are living on the streets for the first time, while the remaining 61 percent went back home but then returned again in the street. Most of male street children (62 percent) tried to go back to their family but had to return to the street. This percentage is much lower for female street children (43 percent).

Table 10. **Children living in the street before / or went back to family then returned in the street**

| | Male | Female | Total |
|--|------|--------|-------|
| First time in the street | 38.0 | 57.1 | 39.1 |
| Back to family and then returned to the street | 62.0 | 42.9 | 60.9 |
| Total | 100 | 100 | 100 |

39. Not surprisingly, almost 90 percent of children in the sample carry out some activity to earn money. 18 percent of female children on the streets declare not performing any activity to earn money, against only 9 percent of their male counterparts (Table 11). Children are likely to hand over all or part of their earnings to the family, thus contributing to the economic survival of the family unit. A non negligible percentage of survey respondents report spending their earnings on drugs (four percent) and on snuff (five percent).
40. A rapid assessment conducted in 2001 on street children in Cairo and Alexandria details the main occupations in which children are involved. Street children work exclusively in informal sector jobs. Their activities essentially include begging, washing cars and shop windows, selling paper tissues and other items on the streets. Working temporarily in shops or small factories and collecting plastic from wastes to sell to recycling factories are among other activities that street children perform (UNICEF, 2001). Because of the lack of protection in these jobs, there is a greater risk of exploitation and of encountering health hazards.

Table 11. **Street children in the sample, by work status and sex**

| Doing activities to earn money | Male | Female | Total |
|--------------------------------|------|--------|-------|
| Yes | 90.8 | 81.6 | 89.4 |
| No | 9.2 | 18.4 | 10.6 |
| Total | 100 | 100 | 100 |

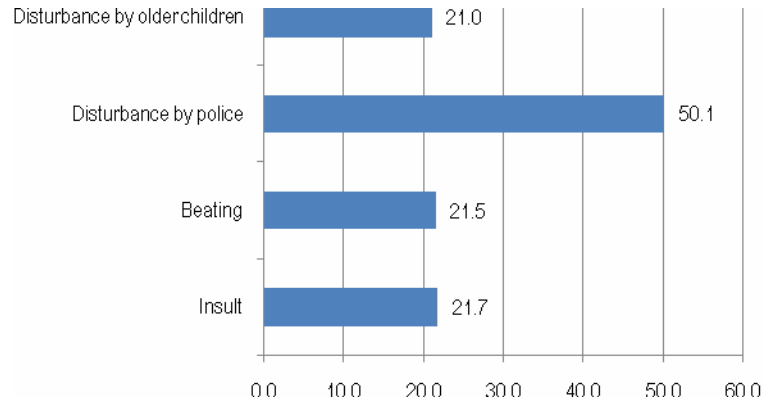
41. Living on the streets, with no supervision, protection or guidance often makes street children vulnerable to a wide range of problems or hazards. In particular, because of the nature of continuous exposure to the streets and the associated lifestyles, children are exposed to a wide range of health problems and malnutrition. Indeed, about 16 percent of children in the sample report suffering of some form of health problems (Table 12). The percentage of girls (17 percent) reporting health problems is slightly higher than that of boys (16 percent).
42. Focus group discussions conducted in 2001 with children living and/or working in the streets of Cairo and Alexandria support also these findings (UNICEF, 2001). Street children are always at high risk of chronic health problems such as respiratory diseases, parasitic infestations, skin infection, substance abuse and related health problems, as well as exposure to a wide range of other diseases. The unhealthy environment in which street children live and the lack of availability and under-utilization of health services appear to contribute to health problems among street children.

Table 12. **Children in the sample suffering health problems**

| Suffering health problems | Male | Female | Total |
|---------------------------|------|--------|-------|
| Yes | 15.5 | 17.0 | 15.7 |
| No | 84.5 | 83.0 | 84.3 |
| Total | 100 | 100 | 100 |

43. Figure 7 shows various problems to which street children in the sample referred during the survey. Most survey respondents report that violence is a major problem of their daily life. 50 percent of street children report being “disturbed” by the police. Violence on the streets takes many forms from physical violence such as beating (22 percent of children in the sample) and conflicts with older children (21 percent of children) to psychological violence such as insulting (22 percent of children in the sample).

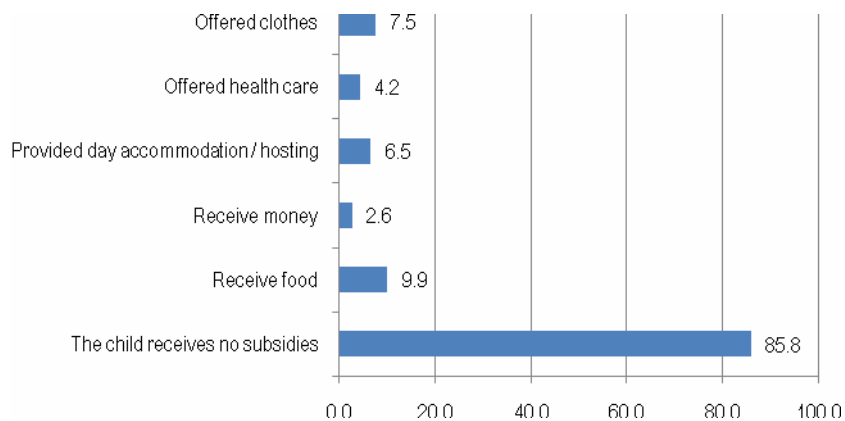
Figure 7. Children in the sample who receives subsidies from association



Note: Total may exceed 100 because multiple responses are allowed

44. Very few children in the sample benefit from any form of subsidies from some associations or social assistance programmes (see Figure 8). 86 percent of children report not having received benefits from any association. 10 percent of survey respondents report having received some food and another eight percent some clothes from associations. These findings suggest that children on the streets of Cairo lack any kind of care and protection, and thus are extremely vulnerable to physical and psychological danger, and exploitation.

Figure 8. Children in the sample who receives subsidies from association

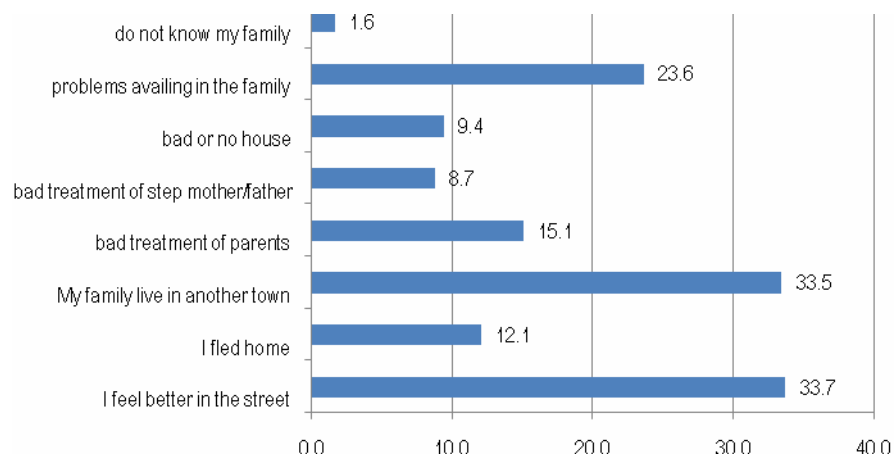


Note: Total may exceed 100 because multiple responses are allowed

7. REASONS OF LIVING AWAY FROM THE FAMILY

45. The problem of street children in Cairo is complex and multifaceted. Existing studies indicate that the main causes of the problem include rapid urbanization, deteriorating economic conditions (poverty, unemployment, etc.), family breakdown, child abuse and neglect, and participation in work activities. (Bibars, 1998).
46. In the sample of street children in the survey, the reasons for sleeping away from the family are varied (Figure 9). 34 percent of the children in the sample declare feeling better in the street. This is followed by a similar percentage of children having families living in another town (34 percent). These findings suggest that some children leave home because they are lured by friends or because they want to have some “freedom” instead of going to school. Seemingly exciting life in big cities and friends who already know the street life might attract them into streets. These children easily succumb to drugs, sexual exploitation, and juvenile delinquency. Problems in the family seem to be another determinant for sleeping away from home. Bad treatment by parents (15 percent), bad treatment by step father or mother (nine percent), problems in the family (24 percent) are among the reasons cited by children for sleeping away from home (Box 5).

Figure 9. Street children in the sample: reasons for sleeping away from home



Note: Total may exceed 100 because of multiple responses

47. The rapid assessment conducted in 2001 on street children in Alexandria and Cairo indicates similar results. Children were asked to identify the

direct reasons for their street existence. 82 percent of children gave child abuse by the family or at work, and 62 percent indicated parental neglect; in addition 62 percent of the children “came from broken families due to divorce, separation, and the death of one or more parents, imprisonment of a parent of both, or extreme sickness of parent or both” (UNICEF, 2001).

Box 5. Family problems and street children

Yasmine ran away from home when she was 12 years old. Her account of the reasons behind her flight is no different from that of thousands of other street children in Egypt.

“My parents divorced, and starting from that point things became unbearable at home,” she says, speaking in a rough, boyish tone she picked up as a defence from the street’s intransigence. “I was beaten frequently by both my parents. I tried living with my mother for a while, then with my father. After going back and forth, I realised there was no hope for me if I continued living with either of them.”

To start with, she was unaware of the fact that any children lived in the street at all. What she had heard of, however, were state-run institutions that purport to provide protection to children who otherwise lack safety in their own lives. *“I lived in an institution for four years. Have you ever been to one? The closest I can imagine that comes to one is a prison. You get food, and a place to sleep and you can make friends,” she explained. “But if you do anything wrong then you will get beaten. And if you do something really wrong, the police get involved. Things get very violent in there.”*

It was at the institution that Yasmine became friends with two other girls, and the idea of living on the streets became plausible and even appealing to all of them. When Yasmine was 15, she fled the institution and made the street her home.

“I became pregnant from the boy I loved, but he was killed in a fight with some other boys,” she said with evident sadness in her expression. “Living in the street is like living in nature. Sure, you have freedom. But there was so much violence. When I was pregnant, I couldn’t take the exhaustion. I was falling asleep all the time,” she added. “In the street, you can’t just fall asleep. It’s not safe. That’s when I finally decided that it wasn’t enough to treat the shelter as a drop-in centre and to make it home for my son Seif and me.”

After living rough for so long, it’s not been easy for Yasmine to settle in. *“I feel a lot of love here, but at the same time we have duties such as washing the dishes, and this I cannot stand,” she laughs.*

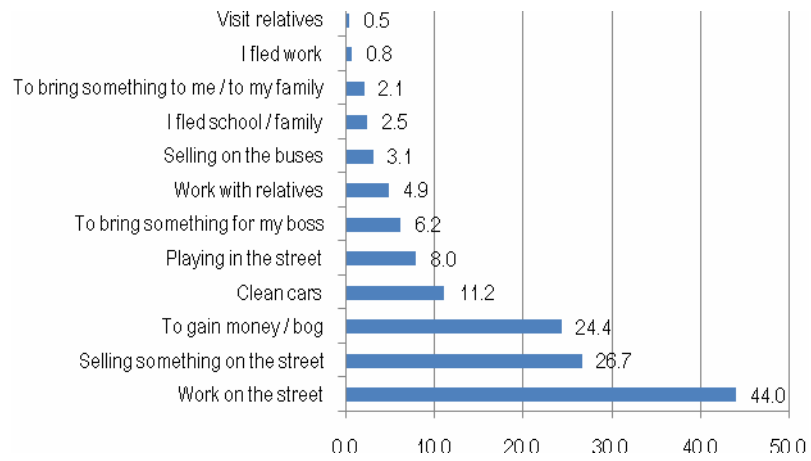
But while Seif is not yet a year old, Yasmine is determined to give him a good life. In fact, it is her dream that he grow up to become a doctor. *“I don’t want him to go through any of the pain or difficulties I went through. Being here will, God willing, help me do that. Here I can sleep at night, not worried that someone might do something to us while we rest.”*

Confident she has made the right decision, she is proud her son will gain the education she was deprived of, as well as the love and physical safety that her life lacked. *“These are not small things,” she said, adding with an overwhelming humility drenched in sadness, that her only hope now is that Seif will love her, regardless of her troubled past. All I really want is to look to the future. I believe that things can be better. That’s what I want to focus on,”* Yasmine said.

Source: UNICEF Egypt, http://www.unicef.org/egypt/reallives_4532.html

48. The distribution by the reasons of staying in the street also indicates that children are mainly working. 44 percent of survey respondents indicate they stay on the streets because of work, 27 percent because they are involved in street vending, and 24 percent because they want to earn money. Some of them are playing in the street, or fled from school or family (Figure 10).

Figure 10. Children interviewed: reasons for staying in the street



Note: Total may exceed 100 because multiple responses are allowed

8. CONCLUSION

49. This study based on a sample of street children conducted in Cairo aims to investigate their characteristics. Males constitute a higher percentage of street children (85 percent). However, it is worth underscoring that girls living and/or working on the streets are more vulnerable to sexual exploitation and to both physical and sexual abuse. They are faced with extremely difficult conditions including sexual abuse by adults, unwanted pregnancy and early motherhood. 61 percent of children in the sample are from 13 to 18 years of age. About 40 percent of the street children in the sample are under 13 years of age. These very young children working and surviving in the street environment constitute a particular concern since they are most vulnerable to abuses, and most at risk of ill health and injury.
50. Physical and psychological consequences of harsh living conditions on the streets have a negative impact on children's school attendance and their ability to benefit from schooling. Indeed, results of the survey show that most street children in the sample are deprived of basic education. Only 27 percent of children in the sample are currently attending school, 43 percent dropped from school, and finally 28 percent have never been at school. Of those children who have benefited from some education, 69 percent report to have completed elementary education and 26 percent intermediate education.
51. 63 percent of street children in the sample spend the majority of their time on the streets, but maintain family relations and return home at night. Almost one child over three considers the street as their home. Such children are either truly abandoned or have chosen to leave home and live on the streets. Those children who do not spend nights with their families are most likely to sleep alone on the streets or to sleep in some places with some friends. There is also a grey area of children (eight percent) who sometimes sleep at home and sometimes on the streets. The majority of children in the sample (68 percent) have been on streets for one year. This high percentage of street children who have been on the streets for a long period is an important policy concern. The longer time children spend on the streets, the harder it is to (re)integrate them into the education system or to return them to parents or relatives.
52. Not surprisingly, children on the streets of Cairo are involved in a variety of activities including begging, washing cars and shop windows, street vending. Street children are exposed to a range of risks as a result of the unprotected environment that they are forced to be in. 16 percent of children in the sample report suffering of some form of health problems. Street children are at high risk of chronic health problems such as respiratory diseases, parasitic infestations, skin infection, substance abuse

and related health problems. Vulnerability of street children to disease and illness is also closely linked to the lack of access to social assistance programs or associations. 86 percent of children in the sample report not having received benefits from any association.

53. The problem of street children in Cairo is complex and multifaceted. Indeed, in the sample of street children in the survey, the reasons for sleeping away from the family are varied. 34 percent of the children in the sample declare feeling better in the street. This is followed by a similar percentage of children having families living in another town (34 percent). These findings suggest that some children leave home because they are lured by friends or because they want to have some “freedom” instead of going to school. Seemingly exciting life in big cities and friends who already know the street life might attract them into streets. These children easily succumb to drugs, sexual exploitation, and juvenile delinquency. Problems in the family seem to be another determinant for sleeping away from home. Bad treatment by parents (15 percent), bad treatment by step father or mother (nine percent), problems in the family (24 percent) are among the reasons cited by children for sleeping away from home.

REFERENCES

Al-Dien M (2009), Education for Street Children in Egypt: The Role of Hope Village Society *Journal of Contemporary Issues in Education*, 4 (1)

Aaron DJ, Chang YF, Markovic N and La Porte RE (2003), Estimating the lesbian population: a capture-recapture approach. *Journal of Epidemiology and Community Health*, 57: 207-209.

Benillion P, Lievre L, Pillonel J, Laporte A, Costagliola D and the Clinical Epidemiology Group fro CISIH (2000), Record-linkage between anonymous databases for capture-recapture estimation of underreporting of AIDS cases: France 1990-1993. *International Journal of Epidemiology*, 29: 168-174.

Bibars I (1998), Street Children in Egypt: From the Home to the Street to Inappropriate Corrective Institutions, *Environment and Urbanization*, 10 (1): 201-216.

Bledsoe C. (1992), The Cultural Transformation of Western Education in Sierra Leone *Africa: Journal of the International African Institute*, Vol. 62, pp. 182-202.

Brunovskis A et Tyldum T (2004), *Crossing borders. An empirical study of transnational prostitution and trafficking in human beings*. Rapport de Fafo 426, Oslo: Fafo.

Corrao G, Bagnardi V, Vittadini G and Favilli S (2000), 'Capture-recapture methods to size alcohol-related problems in population'. *Journal of Epidemiology and Community Health*, 54: 603-610.

Fisher N, Turner SW, Pugh R et Taylo C (1994), 'Estimating numbers of homeless and homeless mentally ill people in north east Westminster by using capture-recapture analysis'. *British Medical Journal*, 308:27-30.

Gemmel I, Millar T et Hay G (2004), 'Capture-recapture estimates of problem drug use and the use of simulation-based confidence intervals in a statistic analysis'. *Journal of Epidemiology and Community Health*, 58: 758-765.

Gurgel RQ, da Fonseca JDC, Neyra-Castañeda D, Gill GV et Cuevas LE (2004), 'Capture-recapture to estimate the number of street children in a city in Brazil'. *Archives of Disease in Childhood*, 89: 222-224.

Hatløy A et Huser A (2005), *Identification of street children. Characteristics of street children in Bamako and Accra*. Fafo-report 474, Oslo: Fafo.

Heckathorn DD (1997), 'Respondent-driven sampling: A new approach to the study of hidden populations'. *Social Problems*, 44 (2): 174-199.

Heckathorn DD (2002), 'Respondent-driven sampling II: Deriving valid population estimates from chain-referral samples of hidden populations'. *Social Problems*, 49 (1): 11-34.

Heckathorn DD, Semaan S, Broadhead RS and Hughes JJ (2002), 'Extension of respondent-driven sampling: A new approach to study of injection drug users aged 18-25'. *AIDS and Behavior*, 6 (1): 55-67.

Jensen R and Pearson M (2002), *Rapid assessment/Capture-recapture (RA-CR) – A field guide*. Cambridge: Cambridge University Press.

Morrison A and Stone DH (2000), 'Capture-recapture: a useful methodological tool for traffic related injuries?' *Injury prevention*, 6:299-304.

Saber, A (2003), *A Situational Analysis of Commercial Sexual Exploitation of Children in Egypt*, Land Centre for Human Rights (LCHR).

Understanding Children's Work (2007), *Begging children in the region of Dakar*. UCW country report.

UNICEF 2001, Rapid situation assessment of street children in Cairo and Alexandria, New York

APPENDIX

THE PILOT SURVEY, WORK ORGANIZATION AND DEVELOPING A PLAN FOR MAIN STAGE

The pilot survey done in Giza Governate

On Thursday & Monday dated April 23rd & 27th; two successive days interviews were done with street children in Giza Governorate through using the capture and recapture method, the first interviews conducted on April 23rd, while the 2nd interviews conducted on April 27th, 2009; such interviews made on Game'at Al Dewal Al Arabia Street in Mohandsen district & its suburbs to cover Sudan St., Lebanon square, Shehab, Syria and July 26th streets ending at Abd El Aziz Street/

The selection of the pilot survey areas and number of street children estimated

Such above mentioned areas were selected given to the fact that they have the largest gatherings of street children, besides these areas are outside the areas of the main survey with an aim to keep the sample of the main survey. Work strategy adopted was to cover and survey all areas selected with an aim to train researchers on quick mobility and the ability to find all gathering points of street children to guarantee best results; same strategy was adopted in the main survey conducted in Cairo Governorate later.

The total number of children interviewed through the two days were **332** children; in "*day 1*", **159** children were interviewed through twelve-hour work from 2 p.m. to 2 a.m.; while **173** children were interviewed on "*day 2*" though 12 hours of work, considering that new children were interviewed on "*day 2*" whom were not interviewed through "*day 1*" with a total percentage of 50% of the children interviewed in "*day 2*".

Description of work area

Mohandessin neighborhood lies in the middle north of Giza Governorate; it is one of the famous commercial streets that contains many restaurants and luxurious cafés that attract large number of Arab tourists and Egyptian as well; especially Game'at Al Dewal Al Arabia street and its off streets besides many Arab tourists took this street as a place of residence; which in its turn attracts huge numbers of street children to this area and to work in marginal works as street vendors who selling tissues, Arabian Jasmine which generate reasonable daily income for them.

Most of street children massed in Game'at Al Dewal Al Arabia Street especially Shehab street, El Sayd club wall, Sphinx square, El Zamalek club wall, Tersana club wall, El Gezeira El Wosta in Game'at Al Dewal Al Arabia St., Fargali fruits juice shop and Gad restaurant for fast foods.

PREPARATIONS DONE FOR PRE-TEST & MAIN SURVEY

Field Work teams of the Pre-test

Field work teams were selected from among the supervisors and field researchers of the well experienced researchers of the Central Agency for Public Mobilization & Statistics (CAPMAS); four teams were chosen, each team consists of six researchers and one field supervisor; with a total number of 4 supervisors and 24 field researchers.

Each team was joined with 2 coordinators of NGOs that work with street children; those with an aim to integrate the community associations especially which have the selected areas under its jurisdictions; such was of a very good impact on facilitating the process of working teams while dealing with street children, therefore the same was adopted in the main survey.

Preparations done preceding the pilot survey

Many preparatory steps were taken, namely:

- Hold preparatory meetings with some of the well-known specialists in the area of street children studies with a view to set the agenda for street children survey in Cairo Governorate;
- The work plan suggested and the survey tools proposed were presented to some of the specialists during number of meetings held on NCCM premises in Ma'adi in the presence of an American expert, aiming to reach the best work plan.
- Distinguished NGOs that are working with street children were addressed to nominate number of clever field researchers;
- CAPMAS was addressed to nominate 36 of experienced supervisors and field researchers;
- Nominated field coordinators and supervisors were given an intensive training course of eight-hour training on how to deal with street children, the psychology of street children and how to fill in the form used;
- Hold a refreshing one-day training course to assess the progress done in "Day 1" of the pilot survey and to correct any shortcoming shown during "Day 1"; hereunder some of the comments given by field coordinators and researchers;

- Changing the font used in the survey form used since many complained that it was hard to be seen in dark asking to be printed in bigger fonts;
- Rearrange the sequence of questions stated with an aim to facilitated the interview process;
- Hold one-day workshop with the teams of the pilot survey to identify the shortcoming to be avoided during the main survey in Cairo Governorate; accordingly it was found that it would be much better of have four-member teams instead of six-member teams since it was found in practice that following up six researchers was hard.

Preparations done for the main survey

- Assessing the pilot survey process and the previous surveys done including the street children survey done under NCCM in year 2007;
- Set the main outline for the action plan
- Having general map shows the work place and dividing the areas on the working teams not focusing only on areas that known as street children assembly points with a view to achieve the best accurate results;
- Compared to the actual need of field work, teams were divided to be four-member teams to facilitate the work of supervisors and coordinators through monitoring the movements of researchers especially it was found that four researchers are enough and can cover the field work however the increasing number of researchers cause an overlapping in work and with an aim to facilitate the follow-up process;
- It was noted that the daily progress achieved by each researcher averaged 14 children given to the limited geographical area.
- Each team is accompanied by one coordinator from NGO that are working with street children.

ROLE DISTRIBUTION

The mandates of team supervisors of NCCM

1. Be sure and follow up the researches' gathering in the morning of the survey day;
2. Coordinate the work with the technical supervision and the NGOs' coordinators;
3. Follow up on land the distribution of researchers in street children assembly points in coordination with NGOs' coordinators.
4. Review the on-ground work in accordance with the map given to the technical supervisors and NGOs' coordinators with an aim to verify that all points of assemblies of street children were surveyed;

5. Submit an updated report on work progress to the survey administration.
6. Develop a technical, administrative report having all remarks according to the report form attached hereto;
7. Assess the work of all field teams including field coordinators, technical supervisors and data collecting researchers;
8. Make sure that the teams' compliance to the borders of work and not to over step the work area/s specified.

NGOs' coordinators Role

1. Guide the field teams to street children assembly points;
2. Survey the work areas to be sure that all children were interviewed;
3. Accompany some new field researchers during interviews with an aim to exchange experience and help them to gain the street child's trust and confidence;
4. Submit a technical report according to the attached form.

Mandates of technical Supervision of CAPMAS

1. Collect the filled-in survey forms and to be sure that the received number of forms are identical to the number of forms submitted;
2. Develop a progress statement in accordance to the collected forms and to be submitted to the survey administration;
3. Review all forms and be sure its completion and its logicity;
4. Provide ongoing technical assistance;
5. Develop a comprehensive report including preliminary analysis of forms collected;
6. Technical evaluation for the performance of field researchers;
7. Ongoing coordination with NGOs' coordinators to ensure the best monitoring of researchers' movements;
8. Establish the form number and the team number on the survey form as in the hereunder circle.

Form nu.

Team nu.

Field researchers' Roles

1. The commitment to the times and places of survey.
2. The commitment to the instructions specified in the manual given with respect to dealing with children and completion of survey forms;
3. Be sure that all street children at the work area are interviewed;
4. Be sure to write down his/her comments at the end of the form;
5. Write all remarks about the field work on time to be reported;
6. Hand over all forms completed to the technical supervision on the 1st third of the survey day with an aim to keep an ongoing correction and coordination.

Work organisation

The field work conducted by 35 working teams distributed on all street children gathering points all around Cairo Governorate which were identified according to the experiences of NGOs that dealing with street children and statement sent by the Ministry of Interior Affair; each team was responsible to survey from 3 to 4 assembly points in the same geographical zone.

Each team consists of six members divided as follows; one coordinator from NGOs working with street children, a technical supervisor from CAPMAS and four field researchers from CAPMAS.

Work teams selected totaled 209 persons (since one team worked with no coordinator); such number divided as follows; 34 coordinators from NGOs; 40 technical supervisors from CAPMAS including 5 persons as backup; and 140 field researchers were selected from among 163 researchers and 23 researchers were kept as backup.

Twelve researchers from among the 23 backup were called to replace the researchers who proved to be incompetent and the excused and absent researchers;

All selected teams were undergone a quick evaluation test to choose the best elements considering the limited time and huge number of trainees.

Work team field movement

The movements of data-collecting researchers were according to the map distributed that identified all the gathering points of street children; however all researchers were instructed to cover and to interview all street children whether found in groups or individuals given to the fact that street children are a highly mobile population accordingly all field researchers were told to

scan all points identified as well as all neighboring points with an aim to cover all street children.

SURVEY ORGANIZATION PLAN

Selection of researchers

- Train 163 field researchers to select 140 from among to conduct the field survey, all researchers were nominated by CAPMAS.
- Train 40 field supervisors working in CAPMAS to select 35 from among.
- Train 33 distinguished researchers working in NGOs that work with street children;
- Select 11 researchers from NCCM to work as field supervisors.

Training

Two-day workshop was held of 8 training hours; through which the following topics were addressed:

- Communication skills
- How to deal with street child & gain the child trust in a very short time;
- How to fill in the survey form used;
- Steps and procedures of field work;
- Dividing the teams

PREPARATORY PHASE

Moreover the pilot survey conducted on 2 working days, number of preparatory steps were taken included:

Preliminary meetings

- Hold 3 meetings with NGOs that are working with street children with a view to develop the survey agenda and define the street children gathering points in Cairo Governorate;
- All major NGOs that are working with street children were addressed to make use of its experience in dealing with street children and know more about street children gathering points;
- Hold a meeting with NCCM's nominated researchers and the selected NGOs' coordinators to distribute roles and review the gathering points of street children to update the collected data.

Define the numbers of teams:

Survey areas were defined to cover almost 90% of Cairo governorate however few areas were excluded since such excluded areas are considered as exporting points such as; Manshe'at Nasr, Al Wayly, Al Zawya Al Hamra, Al Sharabia. However the survey areas included 50 areas namely "ElSayida Zainab, ElSayida Nafessa, Misr ElKadima, Ein ElSyira, Magra El Eyoun, ElEmam ElShafai, El-Hussein, El-Sayida Aisha, El-Khalifa, the citadel, Bab El-Khalek, El-Monira, El-Mobtadian, Kasr El-Nile, Abdeen, El-Falaky, Tahrir Sq., El-Attaba Sq., El-Moski, El-Attaba, Ramses, El-Azbakia, El-Giesh Sq., El-Gamalia, El-Abbasia, Ghamra, Bab El-Shairia, El-Kollali, El-Sabtia, Rod El-Farg, Mazalat, Aboud, Ahmed Helmy, Masbsero, El-Gizera, El-Zamalek, El-Manial, New Marg, Ein Shams, Helmyiat El-Zaitoun, Mostoroud, Mataryia, Heliopolis and its suburbs, Alf Maskan, Gisir El-Suez, Nasr City, El-Salam City and El-Nahda.

Survey teams geographical distribution:

Thirty five teams were chosen to be distributed on all areas all over Cairo, more teams were sent to areas where larger number of street children are; such as El Sayeda Zainab, Down town & Ramses Sq.

Each team consisted of 6 members divided into 4 field researchers, one field supervisor and one coordinators from NGOs;

Street children assembly points were about 114 points distributed all over Cairo Governorate; every team was responsible to survey from 3 to 4 assembly points while being responsible to survey and scan all around bordering points with a space of 500 meters away to make sure that all areas are pretty covered.

Distribution of work areas:

Detailed street and road maps used for each area of Cairo Governorate, therefore each team has a map identifying the points that should be surveyed with an aim to avoid any overlapping between teams since each team has fixed and clearly identified working points.

FOLLOWING UP

Field follow-up system

Four-level supervision strategy was applied to measure the performance of field researchers and to guarantee best and accurate results and to ensure a full cover for all work areas.

Four-level supervision was as follows:

Level one– Central General Supervision

It was ensured through a moving car having the central field supervision team to follow up the performance of (field senior supervision team, field coordinators, field supervisors, field researchers); it paid two sudden visits to two teams of each of the five main groups; each group was responsible for the supervision of 7 work teams;

Through unplanned field follow-up visits, the satisfactory performance of working groups was ensured, the five groups proved a very good understanding for their mandates and roles what established a general atmosphere of discipline.

Level two - field follow-up

Ten researchers working in NCCM were nominated and took part in field supervision; they are divided into five two-member teams; each team was responsible for 7 working teams of the 35 teams. Through distribution, the spatial nearness factor was considered since the 7 selected teams were chosen to be in relatively nearby places with an aim to facilitate the follow-up process.

Three sudden visits were paid for each team; and starting from 2:30 in the morning of the following day, visits were done to all teams to collect the survey forms since all survey forms should be submitted at the premises of NCCM at 4:00 a.m.

Level three – field coordinator

Field coordinator was a part of field follow-up system; s/he reported to the survey administration and was mandated to provide technical assistance and guidance to the street children gathering points and how to deal with street children.

S/he is mandated to submit a report to the survey administration to assess work and to write down street children gathering points that gained through on ground work to update the available data base.

Level four – technical supervision

He is mandated for the technical supervision on the field researchers' performance with a view to assess their commitment during the survey.

Field researchers themselves were mandated to submit reports presenting their views on the performance of field coordinator and technical supervisors so as to achieve equal chances and fairness;

Results of such reports were of great importance; since it established a field discipline and all shortcoming shown were avoided in Day 2 of Survey.

MAIN REMARKS SHOWN IN DAY 1

The field follow-up reports of "Day 1" shown number of shortcomings that were considered in "Day 2"; namely:

- However stressing the necessity to fill in rejection form for street children who refuse to be interviewed believing that such survey is based on two main pillars; to identify the characteristics and status of street children and to identify the number of street children, some of field researchers neglect to do so;
- Some minor disputes shown which affect the teamwork spirit what took much efforts to regain discipline;
- To ensure having a comprehensive survey, new areas were added to be surveyed such as (Shubra, El-Salam, El-Nahda, Mostorod and Zamalek); such areas proved to have many street children except for Zamalek given to the fact that such area has many embassies which require intensive security measures what expel many street children from this area; therefore in Day 2 of Cairo Street Children Survey, all above newly added areas were included since it proved to be street children gathering points except for Zamalek;
- Some of incidents coincided Day 1 of Cairo Street Children Survey affected the progress of work inter alia;
 - ☒ The presence of many police raids aimed to catch street children on down town and Ramses what reduced the number of street children on these points;
 - ☒ The funeral proceedings of H.E. the spouse of the Prime Minister that was held in a Mosque in Nasr City and tight security measures accompanied that incident;

However the proceedings of marking the birth of Sayda Sakina in El-Khalifa area and near to ElSayda Nafisa; many of street children disappeared fearing of the tight security measures accompanied such religious event;

MAIN REMARKS SHOWN IN DAY 2

Feedback shown following Day 1 of Cairo Street Children Survey required number of interventions to hit best results:

- Some areas were excluded from "Day 2" namely Zamalek and ElGazera since it was found through "Day 1" that such areas are street children free areas;
- The team that worked in El Zamalek and El Gazeera areas in "Day 1" was redirected to be responsible for El-Nahda area; such addressed the shortcoming detected in "Day 1" since the team that was responsible for El-Nahda failed to cover all street children at that area;

The personal disputes shown in "Day 1" were addressed and the rate of disputes and differences minimized accordingly the performance of researchers was proved to be improved;

Many supporting factors raised the percentage of interviewed children to be 46% more in "Day 2":

- All teams were firmly instructed to be committed to fill in rejection forms for children who refuse to be interviewed; therefore researchers were keen to fill in rejection forms; meanwhile supervisors and coordinators were asked to cancel the rejection form if informed that such s/he child accepted to be interviewed by another researcher;
- The absence of the tight security measures coincided "Day 1".
- The work of "Day 1" made all teams acquainted with street children gathering points which minimize the time consumed to reach target areas;

Having the same teams that worked in same points specified during "Day 1" achieved an important supporting factor since researchers succeeded to gain the trust of street children what encouraged many of scared or run-away street children to deal with researchers believing that such researchers would not harm them; moreover children helped to guide to other children.

MAP IDENTIFIES STREET CHILDREN ASSEMBLY POINTS IN CAIRO GOVERNORATE

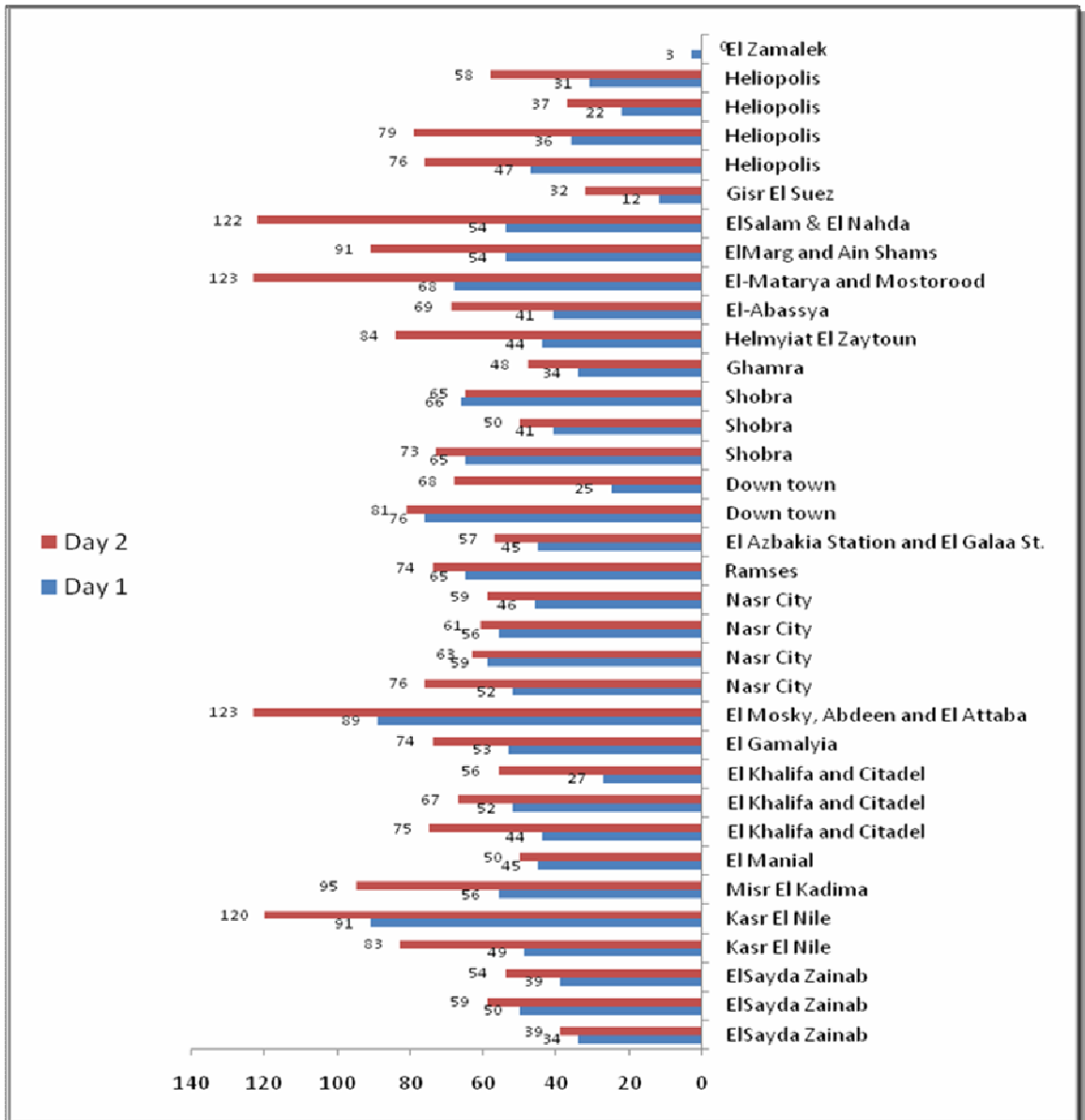


STREET CHILDREN GATHERING POINTS IN CAIRO

| Assembly points | S | Region | Assembly points | S | Region |
|--|----|---------------------------------|---|----------------|----------------------------|
| Zein Al Abedeen | 1 | Al Sayed Zeinab | Al Goma'a Market | 30 | Al Khalifa and the Citadel |
| Al Nasria | 2 | | Al Sayeda Aisha Park | 31 | |
| Al Midan | 3 | | Al Sayeda Aisha Stop | 32 | |
| Al Sad St. | 4 | | Magra El Oyoun | 33 | |
| The old Madbah | 5 | | Fom El Khalig | 34 | |
| Abou El-Reish & El Sayeda Zeinab Station | 6 | | Citadel Sq. | 35 | |
| Al Kasr Al Einy St. | 7 | | Al Emam Al Shafy Sq. | 36 | Al Marg & Ein Shams |
| Khairat St.& Lazoghly Sq. | 8 | | Al Marg old metro | 37 | |
| Sa'd Zaghoul St. | 9 | | Al Marg New Metro | 38 | |
| Monday Market | 10 | | Down the circular bridge | 39 | |
| Al Mayda | 11 | | Ain Shams metro | 40 | |
| Zeinhom Buildings | 12 | | | Teiba Mall | 41 |
| Al Tahrir Sq. traffic lights | 13 | Kasr Al Nil | Genina Mall | 42 | |
| Mohamed Mahmoud St. | 14 | | Makram Ebeid St. | 43 | |
| Al Falky St. | 15 | | Al Serag Mall | 44 | |
| Kasr El Nil St. | 16 | | The 10 th neighborhood | 45 | |
| Al Cornish | 17 | | The international Park | 46 | |
| Behind the AUC | 18 | | The 8 th neighborhood & Al Manhal school | 47 | |
| Al Malek Al Saleh Station | 19 | Misr Al Kadima | Ezbet Al Hagana & al Tabba region | 48 | |
| Ein Al Syira | 20 | | Abbas Al Akkad | 49 | |
| Al Gayara | 21 | | City Star region | 50 | |
| Al Fostat Park | 22 | | Child Park | 51 | |
| Amr Ibn Al Ass Mosque | 23 | | Al Shabrawy restaurant in the 7th neighborhood | 52 | |
| Al Zahraa Oil Station | 24 | | Al Akkad Mall | 53 | |
| Bab Al Khalk | 25 | | Al Gamalya Al mosky Abdeen Al Attaba | Al Matarya Sq. | 54 |
| Al Attaba Sq. | 26 | Al Matrya Hospital | | 55 | |
| El Hussein Mosque area | 27 | Mostorod& Al Mansh'a bridges | | 56 | |
| Al Darassa & Al Ga'fary Mosque | 28 | Al Sawah bridge & Ismalia Canal | | 57 | |
| Al Hussein Hospital | 29 | Al Matrya Station | | 58 | |

| | | | | | |
|------------------------------------|----|--|---|-----|--|
| Assembly points | S | | Assembly points | S | |
| Al Fath mosque | 59 | | Al Abbasia Sq | 87 | |
| Al Mamar | 60 | | El-Demerdash hospital Parks | 88 | |
| Ramses Sq. | 61 | | Helwan Stop | 89 | |
| Al Mansh'a bridge | 62 | | Al Nour mosque | 90 | |
| Egypt Railway station | 63 | | Ain Shams University & Manshyiat AlSadr Station | 91 | |
| Metro Stations | 64 | | Al Geish Sq. | 92 | |
| Klot Beik St. | 65 | | Alex buildings stop | 93 | |
| Aker Sa'a | 66 | | 10th of Ramadan Stop | 94 | |
| Orabi St. | 67 | | Under the Ring bridge in Al Salam entry | 95 | |
| Al Alfy St. | 68 | | Esbeko buildings bus stops | 96 | |
| Emad El din | 69 | | Mafarek Al nahda | 97 | |
| July 26th and High Court | 70 | | Nile Bank opposite Al Andalos Park | 98 | |
| El Azbakia Park | 71 | | Clubs areas & Nile bank | 99 | |
| Soliman St. | 72 | | Under 15th of May bridge | 100 | |
| Ahmed Helmy | 73 | | Roxy | 101 | |
| Badran Island | 74 | | Al Khalifa Al Ma'moun | 102 | |
| Ahmed Badawy | 75 | | Al Marghany Metro | 103 | |
| Aboud Stop | 76 | | Triumph Sq. | 104 | |
| Roud Al Farag Sq. | 77 | | KFC (Saphir branch) | 105 | |
| Arcadia Mall | 78 | | Gad restaurant in Al Hegaz | 106 | |
| Khlousy Sq. & Al khazendar | 79 | | Mosque Sq. | 107 | |
| Modern cinema, Agha khan & Esco | 80 | | Othman bin Affan | 108 | |
| Underground Station | 81 | | Merry land Park | 109 | |
| Under the bridge | 82 | | Horrya Mall | 110 | |
| Tram railways | 83 | | Garage region & al shams club fence | 111 | |
| El Helmya Sq. | 84 | | Al Hegaz Sq. | 112 | |
| Helmayt El Zytoun Underground | 85 | | Heliopolis Sq. | 113 | |
| Ezz towers & cinema | 86 | | Girls college | 114 | |

CHART ILLUSTRATING NUMBER OF STREET CHILDREN INTERVIEWED IN 2 DAYS WORK; MAY 6 AND 11 RESPECTIVELY:



The repeating of areas such as "El Sayda Zainab, Nasr City, Heliopolis, Kasr El-Nile, Shobra"; is due to dividing these areas into smaller working areas

STREET CHILDREN INTERVIEWED DURING 2 WORKING DAYS;
MAY 6TH AND MAY 11TH

| Day 1 Progress | | | Day 2 Progress | | | Diff. |
|----------------|-------------------------------------|----------|----------------|-------------------------------------|----------|-------|
| Team no. | Area | Progress | Team no. | Area | Progress | |
| 1 | ElSayda Zainab | 34 | 1 | ElSayda Zainab | 39 | +5 |
| 2 | ElSayda Zainab | 50 | 2 | ElSayda Zainab | 59 | +9 |
| 3 | ElSayda Zainab | 39 | 3 | ElSayda Zainab | 54 | +15 |
| 4 | Kasr El Nile | 49 | 4 | Kasr El Nile | 83 | +34 |
| 5 | Kasr El Nile | 91 | 5 | Kasr El Nile | 120 | +29 |
| 6 | Misr El Kadima | 56 | 6 | Misr El Kadima | 95 | +39 |
| 7 | El Manial | 45 | 7 | El Manial | 50 | +5 |
| 8 | El Khalifa and Citadel | 44 | 8 | El Khalifa and Citadel | 75 | +31 |
| 9 | El Khalifa and Citadel | 52 | 9 | El Khalifa and Citadel | 67 | +15 |
| 10 | El Khalifa and Citadel | 27 | 10 | El Khalifa and Citadel | 56 | +29 |
| 11 | El Gamalyia | 53 | 11 | El Gamalyia | 74 | +21 |
| 12 | El Mosky, Abdeen and El Attaba | 89 | 12 | El Mosky, Abdeen and El Attaba | 123 | +34 |
| 13 | Nasr City | 52 | 13 | Nasr City | 76 | +24 |
| 14 | Nasr City | 59 | 14 | Nasr City | 63 | +4 |
| 15 | Nasr City | 56 | 15 | Nasr City | 61 | +5 |
| 16 | Nasr City | 46 | 16 | Nasr City | 59 | +13 |
| 17 | Ramses | 65 | 17 | Ramses | 74 | +9 |
| 18 | El Azbakia Station and El Galaa St. | 45 | 18 | El Azbakia Station and El Galaa St. | 57 | +12 |
| 19 | Down town | 76 | 19 | Down town | 81 | +5 |
| 20 | Down town | 25 | 20 | Down town | 68 | +43 |
| 21 | Shobra | 65 | 21 | Shobra | 73 | +8 |
| 22 | Shobra | 41 | 22 | Shobra | 50 | +9 |
| 23 | Shobra | 66 | 23 | Shobra | 65 | +1 |
| 24 | Ghamra | 34 | 24 | Ghamra | 48 | +14 |
| 25 | Helmyiat El Zaytoun | 44 | 25 | Helmyiat El Zaytoun | 84 | +40 |
| 26 | El-Abassya | 41 | 26 | El-Abassya | 69 | +28 |
| 27 | El-Matarya and Mostorood | 68 | 27 | El-Matarya and Mostorood | 123 | +55 |
| 28 | ElMarg and Ain Shams | 54 | 28 | ElMarg and Ain Shams | 91 | +37 |

| | | | | | | |
|------------------------------|--------------|-------------|------------------------------|--------------|-------------|--------------|
| 29 | ElSalam | 54 | 29 | ElSalam | 65 | +11 |
| 30 | Gisr El Suez | 12 | 30 | Gisr El Suez | 32 | +20 |
| 31 | Heliopolis | 47 | 31 | Heliopolis | 76 | +29 |
| 32 | Heliopolis | 36 | 32 | Heliopolis | 79 | +43 |
| 33 | Heliopolis | 22 | 33 | Heliopolis | 37 | +19 |
| 34 | Heliopolis | 31 | 34 | Heliopolis | 58 | +29 |
| 35 | El Zamalek | 3 | 35 | El Nahda | 57 | +54 |
| Total forms completed | | 1671 | Total forms completed | | 2441 | + 770 |